

CONCORD



CSW4WH20B4K-A

4-Way HDMI Switcher

Manual Switching

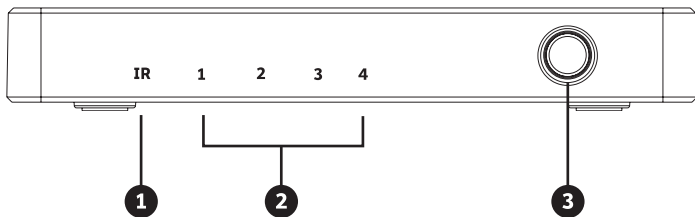
Box Contents:

1 x 4-Way HDMI Switcher

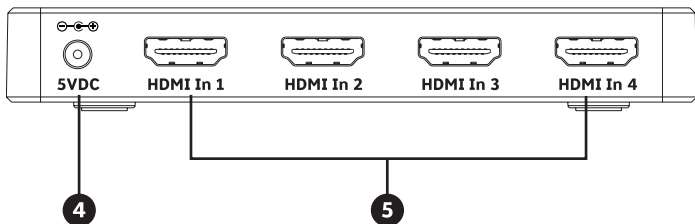
1 x Infrared Remote Control

1 x Mains Power Adaptor

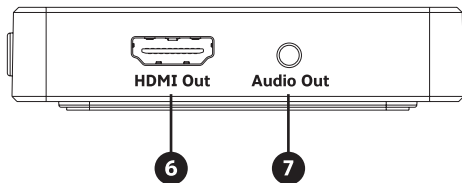
Product Diagram:



| # | Feature | Description |
|---|---------------|---|
| 1 | Infrared | Infrared receiver window. |
| 2 | Input LED | The LED will illuminate to chosen HDMI Input. |
| 3 | Select Button | This allows users to select HDMI input ports. |

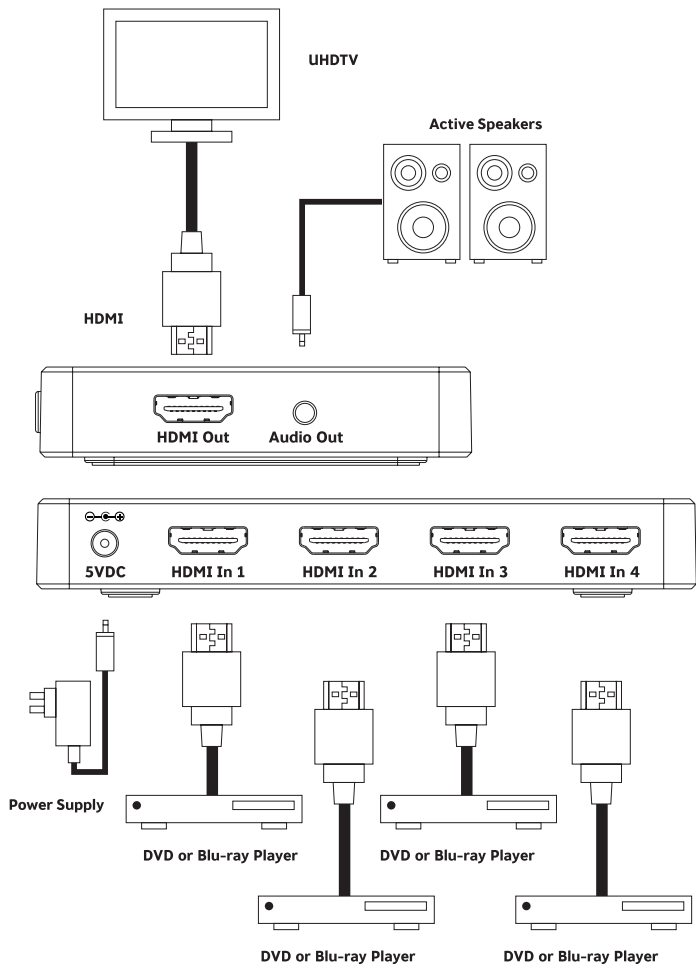


| # | Feature | Description |
|---|-------------|--|
| 4 | DC 5V | Connect 5V/1A adaptor to AC wall outlet for power supply. |
| 5 | HDMI Inputs | Connect to HDMI source devices such as Blu-ray, DVD or Gaming Console. |



| # | Feature | Description |
|---|-------------|--|
| 6 | Audio Out | Connect to audio amplifier or TV L/R audio input port. |
| 7 | HDMI Output | Connect to HDMI display device such as TV/Projector. |

Connection Diagram:



Operation:

1. Connect the DC plug of the mains power adaptor to the power socket of the switcher. Plug in the mains power adaptor to a 240VAC wall socket and turn it on.
2. Connect a HDMI cable (not included) from your device such as Pay TV, DVD players or media players to the HDMI input of the switcher.
3. Connect HDMI cables (not included) from the four HDMI outputs of the switcher to four HDMI inputs.

Troubleshooting:

| Problem | Solution |
|-----------------|---|
| No Video Output | Check to see if your source device and TV's/monitors are all switched on. |
| | Check to see if the mains power adaptor is connected properly and switched on. |
| | Check to see your source device and monitors/TV's resolution and frequency matches the supported resolution of the HDMI splitter. |
| | Check to see if your HDMI cables are faulty. |
| | Reconnect all the HDMI cables on the inputs and outputs. |

Safety:

- Do not open or repair the device without professional assistance to avoid electrical shock.
- Do not expose this unit to water, moisture or any liquid.
- Position the unit in a well ventilated area to prevent the unit from overheating.
- Only use the supplied 5VDC, 1A power adaptor. If you use any third party power supplies, ensure the voltage is the same to prevent the unit from damage.

Features:

- 1 x HDMI 4x1 Switcher unit
- 1 x 5V/1A Mains Power Adaptor
- 1 x Remote Control unit
- 1 x User Manual

Specifications:

| | |
|------------------|--|
| Inputs: | 4 x HDMI |
| Outputs: | 1 x HDMI, 1 x 3.5mm Stereo Audio |
| HDMI: | 2.0b |
| HDCP: | 2.2, 1.4 |
| HDR: | 10 |
| Resolution: | Up to 4K (3840 x 2160) @ 60/50/30Hz |
| Video Bandwidth: | 18Gbps |
| Audio support: | LPCM 2/5.1/7.1CH, Dolby Digital, DTS 5.1, Dolby Digital+, Dolby TrueHD, DTS-HD Master Audio, Dolby Atmos, DTS:X |
| Colour Depth: | 10-bit |
| Dimensions: | 121(W) x 79(D) x 16(H)mm |

Distributed by:

Techbrands by Electus Distribution Pty. Ltd

320 Victoria Rd, Rydalmere

NSW 2116 Australia

Ph: 1300 738 555

Int'l: +61 2 8832 3200

Fax: 1300 738 500

www.techbrands.com